

Independent Sales Surtax Oversight Committee (ISSOC) Meeting

September 22, 2022



PERSONAL | PASSIONATE | PROGRESSIVE

Meeting Administration

- **Roll Call**
- **Welcome Dr. Christopher Bernier, Superintendent**
- **Welcome Mr. David Shellenbarger, Committee Member**
- **Approval of Prior Meeting Minutes**
- **Public Comment**

Next meeting date: December 8, 2022



Updates



- **ISSOC Committee Chair Update (Mr. Shimp)**
 - Remote Access to Committee Meetings - vote
 - Committee Member Term Durations
 - District Growth Forecast – (Mr. Mazurkiewicz)
 - Security update
- **Board Member Update (Mrs. Morgan)**




Construction Projects - Update



LOCATION	PROJECT TYPE	START DATE	CURRENT STATUS	BUDGETED VALUE/ TOTAL PROJECT COST
Fort Myers Technical College	Renovation- Campus	06.28.22	Construction Phase	17,995,795.00
Riverdale High	Renovation – Campus	06.02.21	Design Phase	\$3,030,228.00
Veterans Park Academy of the Arts	Renovation – Campus	01.12.22	Construction Phase	\$17,693,271.00

Veterans Park Academy of the Arts - Classrooms



RENOVATION PROJECTS

~ Rejuvenation or upgrade of existing facilities by installing or replacing materials and equipment

LOCATION	PROJECT TYPE	CURRENT STATUS	TOTAL PROJECT COST	SUBSTANTIAL COMPLETION DATE
Cape Coral Technical College	Renovation – Single Point Entry	Design Phase	\$12,000.00	TBD
Cypress Lake High	Renovation – Plumbing	Design Phase	\$41,188.00	09.30.22
Fort Myers Academy	Renovation – Plumbing	Construction Phase	\$279,166.00	07.31.22
Fort Myers High	Renovation – Plumbing	Design Phase	\$39,500.00	08.01.23
Gateway Elementary	Traffic Safety Study	Design Phase	\$12,420.00	08.01.22
Harns Marsh Elementary	Traffic Safety Study	Design Phase	\$9,866.00	2023
Harns Marsh Middle	Traffic Safety Study	Design Phase	\$9,866.00	10.01.22
Orangewood Elementary	Renovation – HVAC	Design Phase	\$224,419.00	06.01.22

Fort Myers Middle Plumbing Renovation



LOCATION	PROJECT TYPE	CURRENT STATUS	TOTAL PROJECT COST	SUBSTANTIAL COMPLETION DATE
Rayma C Page Elementary	Traffic Safety Study	Design Phase	08.01.23	\$12,350.00
Success Academy	Renovation - Plumbing	Design Phase	08.01.22	\$14,500.00
Tortuga Elementary	Traffic Safety Study	Design Phase	08.01.22	\$23,000.00
Veterans Park Academy	Renovation - Single Point Entry	Construction Phase	08.01.22	\$186,502.00
Villas Elementary	Renovation - Plumbing	Design Phase	09.30.22	\$40,696.00
Villas Elementary	Traffic Safety Study	Design Phase	08.01.23	\$9,800.00

VPAA ~ Corridor Before



VPAA ~ Corridor After



Safety, Security & Technology Project Update

- 7 Security Technology Upgrade Projects
- 8 Interactive Technology Upgrades Projects
- Computer Refresh Program (Touches All Schools)



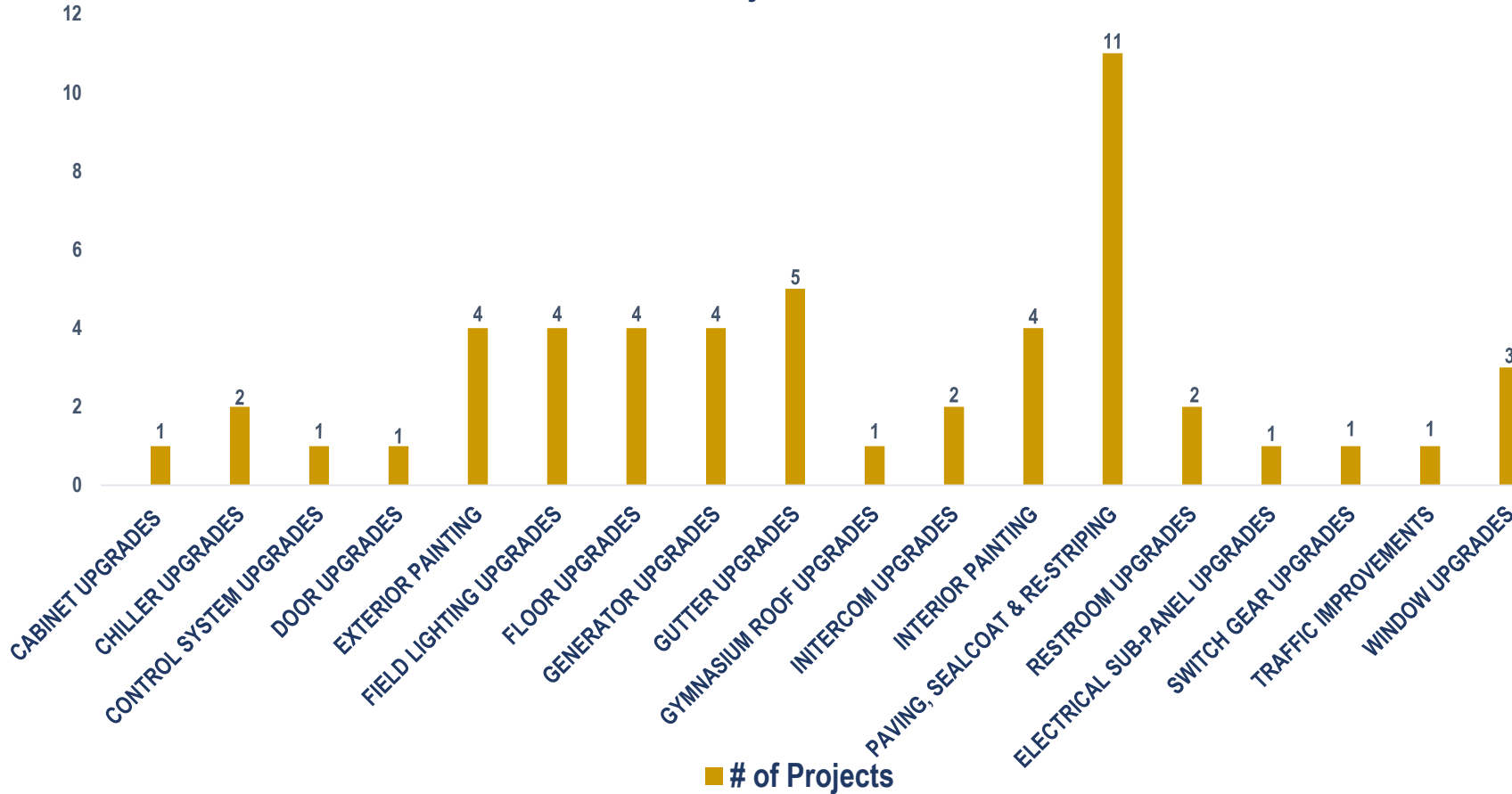
Promethean Interactive Panel



Maintenance Projects - Update

Maintenance Capital Projects - Update

Active Projects Since June 2022




Citizens of Lee County – Thank you for the opportunity to improve our Lee County Schools! Maintenance Services is working hard at maximizing repairs & upgrades at District schools.

Maintenance Capital Projects – cont'd

Completed Projects




CALOOSA ES
PAVING PROJECT
(BEFORE)



CALOOSA ES
PAVING PROJECT
(AFTER)



MARINER MS
SWITCH GEAR UPGRADE
(BEFORE)



MARINER MS
SWITCH GEAR UPGRADE
(AFTER)

Maintenance Capital Projects – cont'd

Ongoing Projects



NFMAA
FLOORING UPGRADES
(BEFORE)

NFMAA
FLOORING UPGRADES
(AFTER)

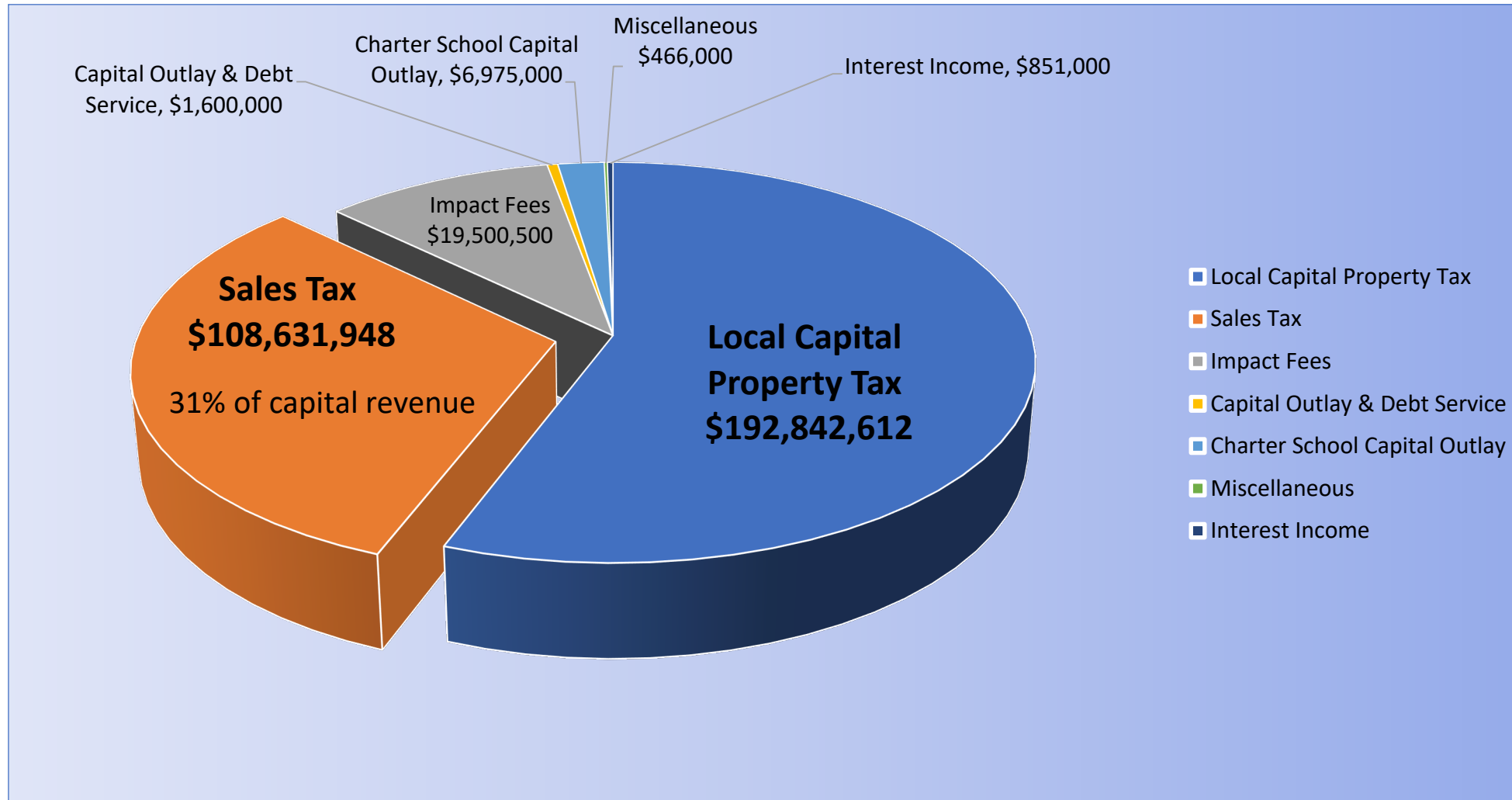
**FY23 School Year
Referendum Dollars
Focusing on Safety, Security,
Efficiency & Beautification**

FY23 Project Types


- Flooring Improvements
- Door & Window Upgrades
- Roof Replacements
- Intercom Upgrades
- Painting Refreshes
- Chiller & Generator Upgrades
- Cabinet Replacements



FY23 Estimated Capital Revenue - \$345.9M

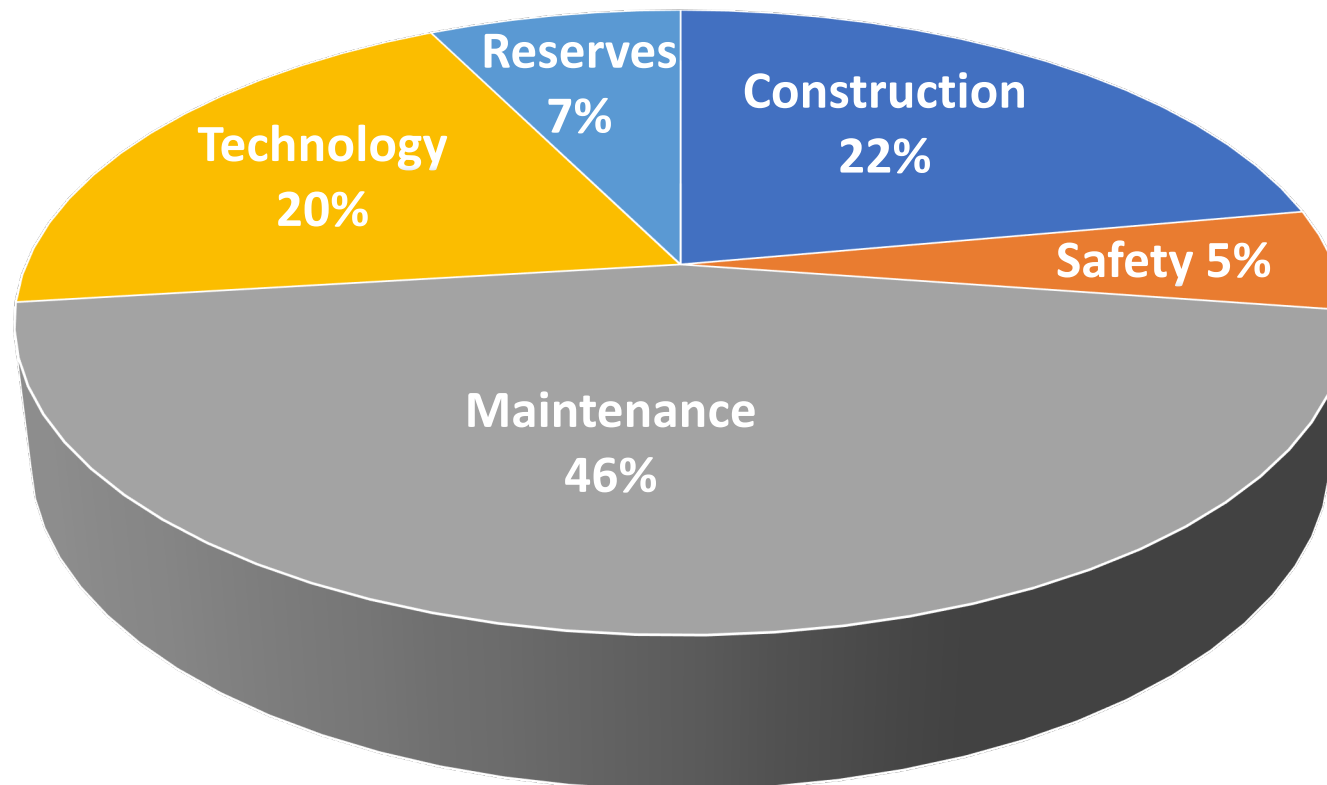


Note: This reflects new revenue in the capital funds and does not include fund balance



FY23 Sales Tax Budget - \$205,336,333

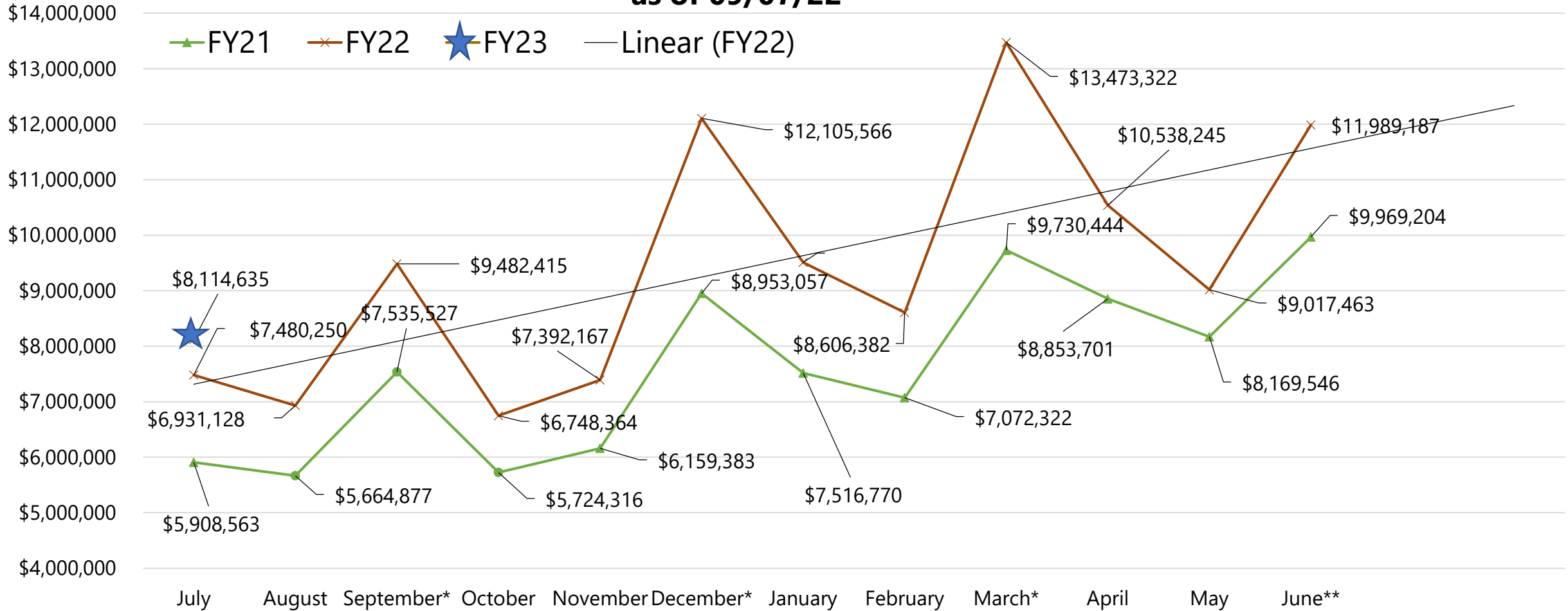
by Sales Tax Category – September 2022



■ Construction ■ Safety ■ Maintenance ■ Technology ■ Reserves

Construction includes debt service for new schools

MONTHLY SALES TAX COLLECTIONS YEAR OVER YEAR BY MONTH EARNED as of 09/07/22



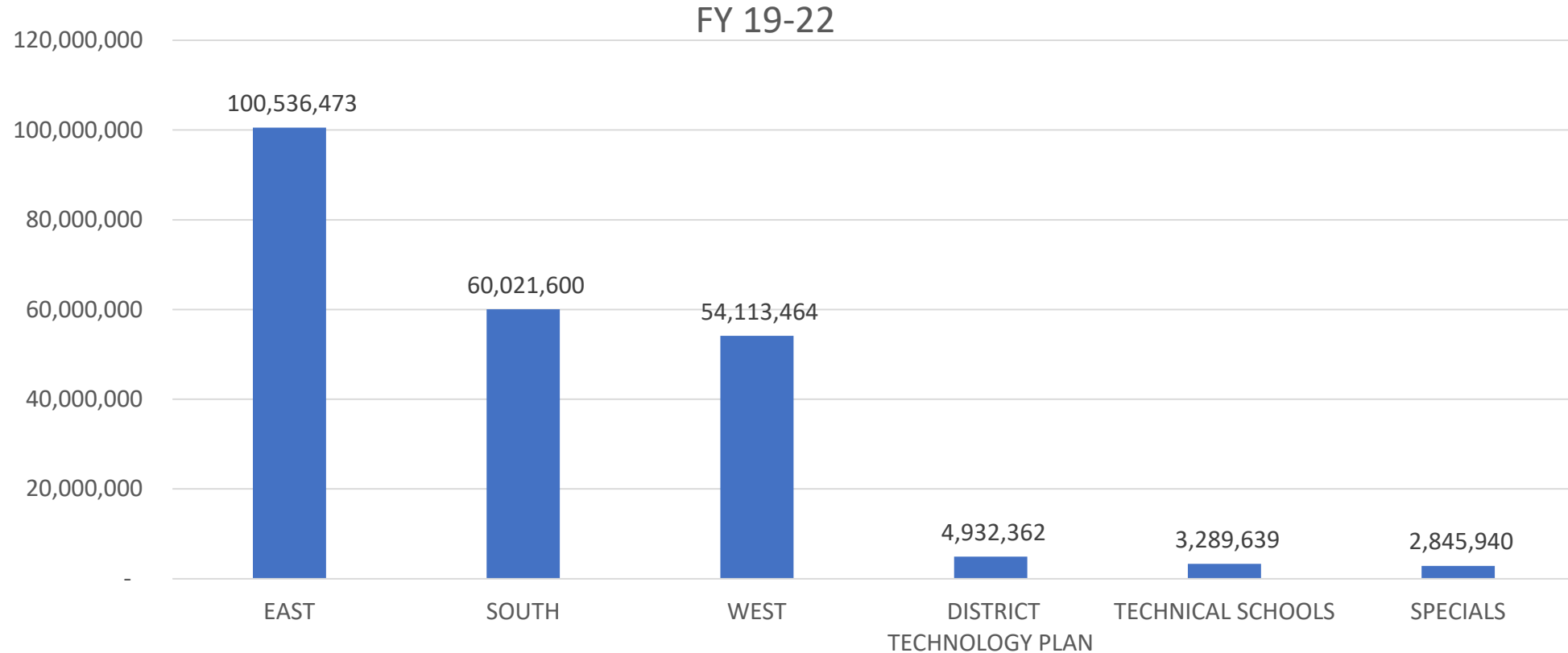
For FY23 only \$8,114,635 for July has been collected to date.

*Includes Quarterly Discretionary



Sales Tax Expenditures By Zone

as of 09/07/22



*District Technology Plan includes computer purchases, security devices, etc. for all schools

Revenue Tracking

as of 09/07/22

Month Earned	FY22 Projected	FY22 Actual	Difference	% Difference	FY23 Projected
July	5,967,648	7,480,251	1,512,603	25%	7,255,843
August	5,721,526	6,931,128	1,209,602	21%	6,723,194
September*	2,155,832	2,986,385	830,553	39%	2,896,793
September	5,455,050	6,496,030	1,040,980	19%	6,301,149
October	5,781,559	6,748,364	966,805	17%	6,545,913
November	6,220,977	7,392,168	1,171,190	19%	7,170,402
December*	2,429,354	3,865,610	1,436,256	59%	3,749,641
December	6,613,234	8,239,957	1,626,723	25%	7,992,758
January	7,591,937	9,508,109	1,916,172	25%	9,222,866
February	6,907,529	8,606,382	1,698,853	25%	8,348,190
March*	2,403,800	4,387,039	1,983,239	83%	4,255,428
March	7,112,726	9,086,283	1,973,556	28%	8,813,694
April	7,321,873	10,538,245	3,216,372	44%	10,222,098
May	6,717,987	9,017,463	2,299,475	34%	7,819,737
June*	2,545,200	3,905,476	1,360,276	53%	3,950,150
June	6,326,538	8,083,710	1,757,172	28%	7,364,090
Total	87,272,771	113,272,598	25,999,827	30%	108,631,948

* Quarterly Discretionary

NOTE:\$2,527,557 Discretionary was earned in FY21 but recorded in FY22. For this report it is shown in FY21.

Discussion

Proposed Motions & Votes

- ✓ Related to Financials
- ✓ Related to Projects



Review Community Presentation



- ✓ **Presentation**
- ✓ **Feedback**
- ✓ **Next Steps**